



BLUE and BLUE-LP data logger for water network diagnosis





The most versatile logger on the market.

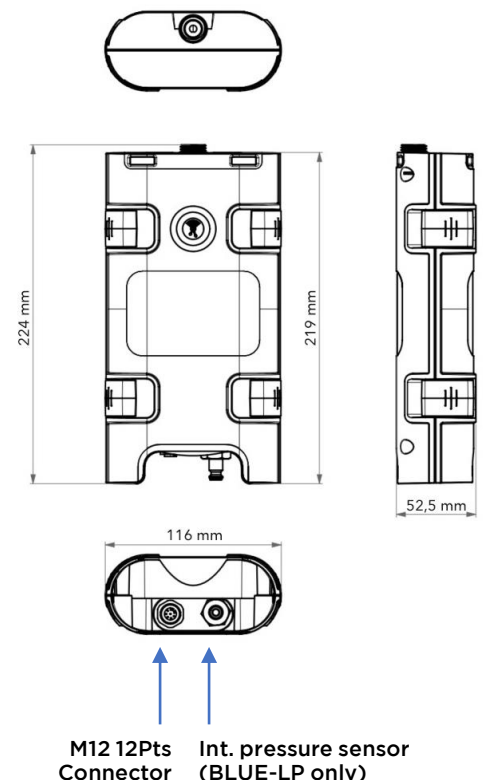
Battery powered and compact, this data logger allows you to record many different parameters (pulse count, Modbus flow meter, 4-20mA pressure sensor, ...).

The BLUE logger is also available with a built-in pressure sensor : The BLUE-LP logger

Both BLUE and BLUE-LP can be equipped with a cellular communication card (2G, LTE-M or NB-IoT) to send data to a SCADA.

- Quick and easy installation
- Battery powered logger with a 500 000 measures memory
- **2x digital contact inputs or counter 100 Hz max**
(Ready for 4 digital inputs)
- **1x 4-20 mA analog inputs**
- **1x Modbus RS485**
- **1x open collector output**
- Built-in absolute pressure sensor 0-25 bar option
Drinking water certification : NSF/ANSI 61/372 - MH60087
- **Configuration by radio on-site**
- Communication option by 2G / 4G (LTE-M, NB-IoT)

Features	BLUE-LP-82-LTE (868 MHz)
Pressure sensor	Built-in, 0-25 bar
Data Logger memory	500 000 measures
Inputs	2x pulse inputs 100 Hz 1x 4-20mA input (built-in sensor) 1x 4-20mA input for external sensor 1x RS485 Modbus input (if not used as output)
Outputs	1x open collector 1x Modbus output (if not already used as input)
Connector	M12 12points
Antennas : radio / cellular	Internal radio antenna and external cellular antenna See configurator for options
Logger Housing	PA12 50% glass fiber
Sealing grade	IP68 : 2m / 100 days
Energy	Battery : 3,6V 34Ah
Configuration	Wireless configuration kit (PN : MOC00001 or WijiKey) that includes the software AVELOUR
Dimensions and weight	224 x 116 mm for a thickness of 52,5 mm 700g (with battery and cellular card)
Certifications	 



BLUE and BLUE-LP data logger

Internal pressure sensor	
Logger pressure type	Absolute
Measuring range	0-25 bar
Test pressure	50 bar
Burst pressure	200 bar
Accuracy	≤ 0.3 % of full scale
Operating temperature	-30°C to + 85°C
Storage temperature	-30°C to + 100°C
Certifications	NSF/ANSI 61/372 - MH60087

Blue logger part numbers	
BLUE-80	Battery powered logger Data download by radio on-site
Optional built-in pressure sensor	
BLUE-LP-80	Battery powered logger Internal pressure sensor 0...25 bar Data download by radio on-site
Optional cellular communication card	
BLUE-82-LTE	Battery powered logger radio / 2G / LTE-M / NB-IOT communication
BLUE-LP-82-LTE	Battery powered logger Internal pressure sensor 0...25 bar radio / 2G / LTE-M / NB-IOT communication

Connector wiring :						
Male :			Female :			
Cable colors	Brown	Blue	White	Green	Pink	Yellow
PIN Number	1	2	3	4	5	6
Signal	GND	AI 2	V in	V out	Not available used for internal pressure sensor	Input or output
Features	Ground	Current 2	External power or battery (5V...30V)	Power 5V...18V* (internal battery) or Switch Vout=Vin		RS485-H
Type		4-20 mA	Power Supply in	Modbus	4-20 mA	Modbus

* 1,8W maximum on Vout, if external sensor connected and powered by internal battery (adjustable voltage by software).

Cable colors	Black	Grey	Red	Purple	Grey/Pink	Blue/Red
PIN Number	7	8	9	10	11	12
Signal	DI 1	Input or output	Open drain output	DI 2	DI 3	DI 4
Features	Digital 1 / Counter 1 100 Hz	RS485-L	Ground contact	Digital 2 / Counter 2 100 Hz	Available from 2024	
Type	Digital	Modbus	Open drain (1A/30V)	Digital		